

WINE SHIELD™ by
PROTECT YOUR BRAND




PAKSOURCE
QUALITY CUSTOM PACKAGING

WS02STD with WS02LD Set-Up Instructions


2 x 750ml WineShield™

1



2 x 750ml WineShield™
1.5L WineShield™

2




1 - Fold insert at inner score.
2 - Use thumb to pop open insert.
3 - Push each sides diagonal flap into place.

3



Insert neck of bottles into small hole & push bottle down and back, pushing fingers towards bottom of bottle.

4



For quality assurance make sure fingers are all pointing towards bottom of bottle.

5



Place pad on top of bottles to prevent damage.